

Site Usage

13 Visits

Previous: 12 (8.33%)

23.08% Bounce Rate

Previous: 25.00% (-7.69%)

44 Pageviews

Previous: 30 (46.67%)

00:01:28 Avg. Time on Site

Previous: 00:00:58 (50.07%)

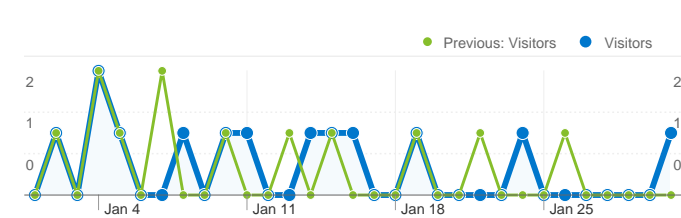
3.38 Pages/Visit

Previous: 2.50 (35.38%)

84.62% % New Visits

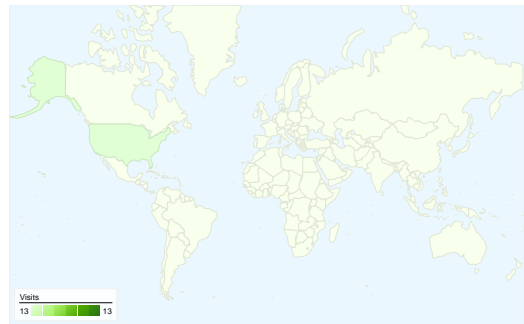
Previous: 75.00% (12.82%)

Visitors Overview

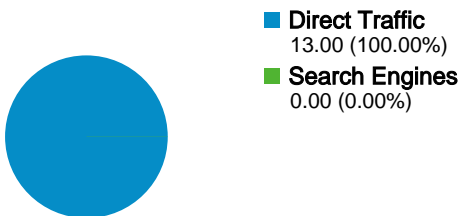


Visitors
13

Map Overlay



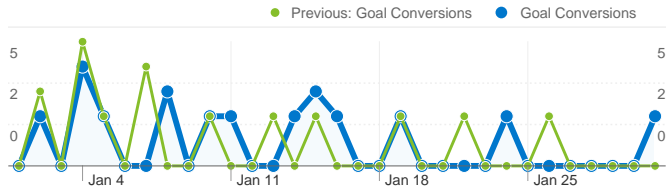
Traffic Sources Overview



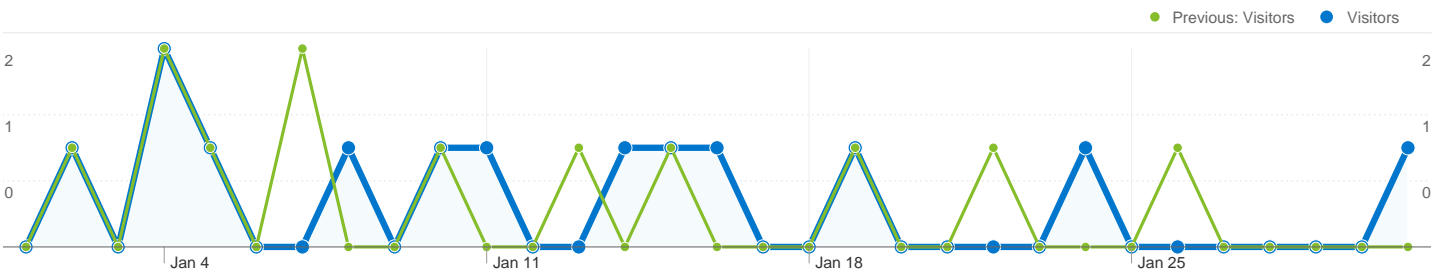
Content Overview

Pages	Pageviews	% Pageviews
/TCFEvents.aspx		
Jan 1, 2010 - Jan 31, 2010	42	95.45%
Dec 1, 2009 - Dec 31, 2009	26	86.67%
% Change	61.54%	10.14%
/Membership.aspx		
Jan 1, 2010 - Jan 31, 2010	2	4.55%
Dec 1, 2009 - Dec 31, 2009	4	13.33%
% Change	-50.00%	-65.91%

Goals Overview



Goal Conversions
28



13 people visited this site

13 Visits

Previous: 12 (8.33%)

13 Absolute Unique Visitors

Previous: 12 (8.33%)

44 Pageviews

Previous: 30 (46.67%)

3.38 Average Pageviews

Previous: 2.50 (35.38%)

00:01:28 Time on Site

Previous: 00:00:58 (50.07%)

23.08% Bounce Rate

Previous: 25.00% (-7.69%)

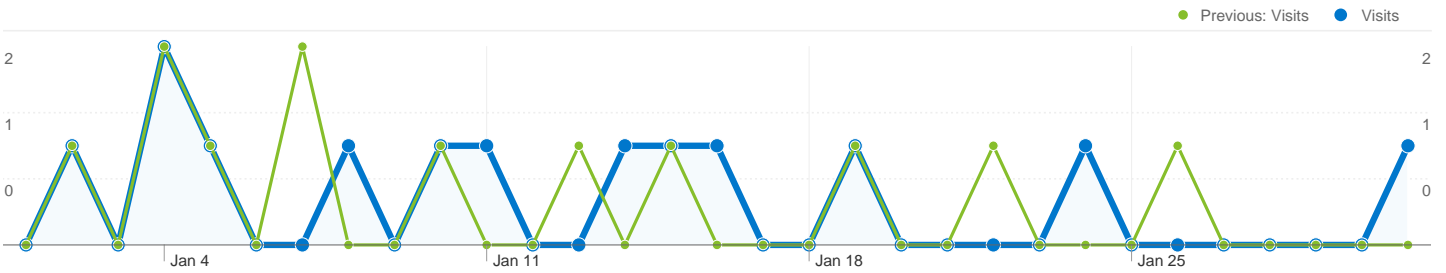
84.62% New Visits

Previous: 75.00% (12.82%)

Technical Profile

Browser	Visits	% visits	Connection Speed	Visits	% visits
Internet Explorer			Cable		
Jan 1, 2010 - Jan 31, 2010	12	92.31%	Jan 1, 2010 - Jan 31, 2010	8	61.54%
Dec 1, 2009 - Dec 31, 2009	10	83.33%	Dec 1, 2009 - Dec 31, 2009	8	66.67%
% Change	20.00%	10.77%	% Change	0.00%	-7.69%
Firefox			Unknown		
Jan 1, 2010 - Jan 31, 2010	1	7.69%	Jan 1, 2010 - Jan 31, 2010	3	23.08%
Dec 1, 2009 - Dec 31, 2009	2	16.67%	Dec 1, 2009 - Dec 31, 2009	1	8.33%
% Change	-50.00%	-53.85%	% Change	200.00%	176.92%

DSL		
Jan 1, 2010 - Jan 31, 2010	1	7.69%
Dec 1, 2009 - Dec 31, 2009	2	16.67%
% Change	-50.00%	-53.85%
T1		
Jan 1, 2010 - Jan 31, 2010	1	7.69%
Dec 1, 2009 - Dec 31, 2009	0	0.00%
% Change	100.00%	100.00%
Dialup		
Jan 1, 2010 - Jan 31, 2010	0	0.00%
Dec 1, 2009 - Dec 31, 2009	1	8.33%
% Change	-100.00%	-100.00%



All traffic sources sent a total of 13 visits

100.00% Direct Traffic

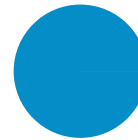
Previous: 83.33% (20.00%)

0.00% Referring Sites

Previous: 0.00% (0.00%)

0.00% Search Engines

Previous: 16.67% (-100.00%)

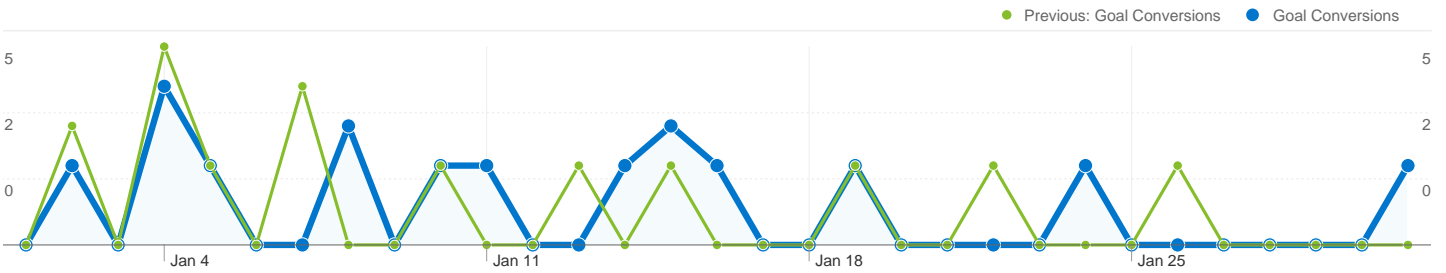


Direct Traffic
13.00 (100.00%)
Search Engines
0.00 (0.00%)

Top Traffic Sources

Sources	Visits	% visits
(direct) ((none))		
Jan 1, 2010 - Jan 31, 2010	13	100.00%
Dec 1, 2009 - Dec 31, 2009	10	83.33%
% Change	30.00%	20.00%
google (organic)		
Jan 1, 2010 - Jan 31, 2010	0	0.00%
Dec 1, 2009 - Dec 31, 2009	1	8.33%
% Change	-100.00%	-100.00%
yahoo (organic)		
Jan 1, 2010 - Jan 31, 2010	0	0.00%
Dec 1, 2009 - Dec 31, 2009	1	8.33%
% Change	-100.00%	-100.00%

Keywords	Visits	% visits
compassionate friends pittsburgh		
Jan 1, 2010 - Jan 31, 2010	0	0.00%
Dec 1, 2009 - Dec 31, 2009	1	50.00%
% Change	-100.00%	-100.00%
the compassionate friends pa.		
Jan 1, 2010 - Jan 31, 2010	0	0.00%
Dec 1, 2009 - Dec 31, 2009	1	50.00%
% Change	-100.00%	-100.00%



Visitors completed 28 goal conversions

13 conversions, Goal 1: Home Page

Previous: 12 (8.33%)

0 conversions, Goal 2: Monthly Meeting

Previous: 0 (0.00%)

2 conversions, Goal 3: Membership Interests

Previous: 4 (-50.00%)

13 conversions, Goal 4: Events thru year

Previous: 10 (30.00%)

Goal Performance

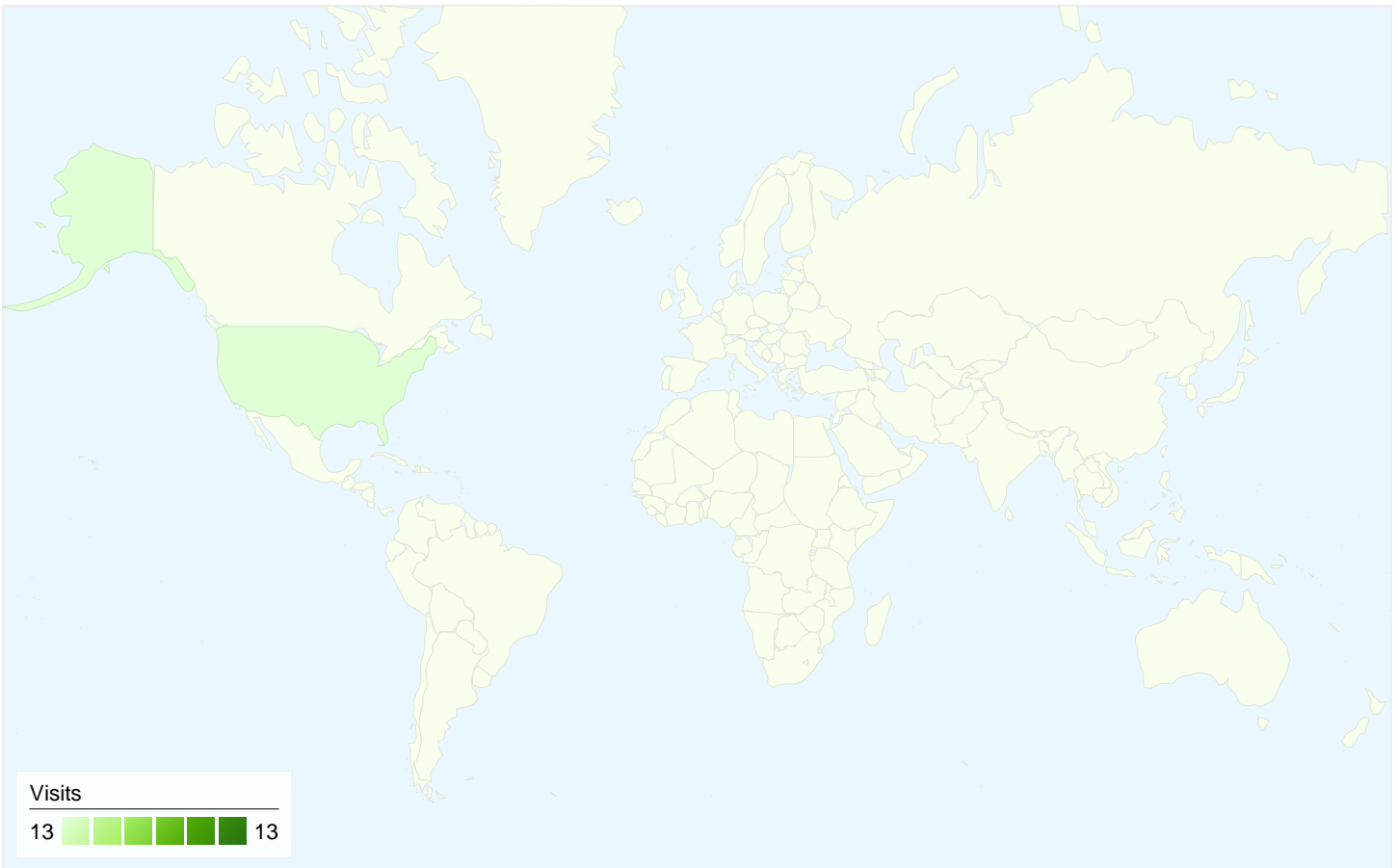
Goal Conversion Rate

Total Goal Value



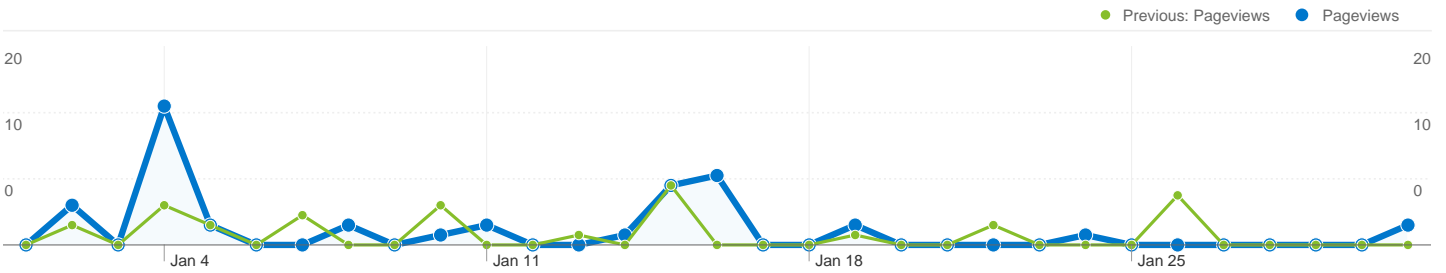
Goal Conversion Rate
215.38%

Total Goal Value
\$0.00



13 visits came from 1 countries/territories


Site Usage						
Visits	Pages/Visit	Avg. Time on Site		% New Visits	Bounce Rate	
13 Previous: 12 (8.33%)	3.38 Previous: 2.50 (35.38%)	00:01:28 Previous: 00:00:58 (50.07%)		84.62% Previous: 75.00% (12.82%)	23.08% Previous: 25.00% (-7.69%)	
Country/Territory	Visits	Pages/Visit	Avg. Time on Site	% New Visits	Bounce Rate	
United States						
January 1, 2010 - January 31, 2010	13	3.38	00:01:28	84.62%	23.08%	
December 1, 2009 - December 31, 2009	12	2.50	00:00:58	75.00%	25.00%	
% Change	8.33%	35.38%	50.07%	12.82%	-7.69%	



Pages on this site were viewed a total of 44 times

 **44 Pageviews**
Previous: 30 (46.67%)

 **15 Unique Views**
Previous: 14 (7.14%)

 **23.08% Bounce Rate**
Previous: 25.00% (-7.69%)

Top Content

Pages	Pageviews	% Pageviews
/TCFEvents.aspx		
Jan 1, 2010 - Jan 31, 2010	42	95.45%
Dec 1, 2009 - Dec 31, 2009	26	86.67%
% Change	61.54%	10.14%
/Membership.aspx		
Jan 1, 2010 - Jan 31, 2010	2	4.55%
Dec 1, 2009 - Dec 31, 2009	4	13.33%
% Change	-50.00%	-65.91%